

Z-FLEX[®]
CHIMNEY & VENTING SOLUTIONS



Z-VENT[®] Dimensional Data
Appliance Adaptors

Z-Vent® Appliance Adaptors	Pages
Female to Z-Vent® Female Adaptors	1 - 5
Flange to Z-Vent® Female Adaptors	5 - 7
Male to Z-Vent® Female Adaptors	7 - 21
Energex Adaptors	22-23

Please consult [Z-Vent Appliance Adaptors](#) for appropriate adaptor.

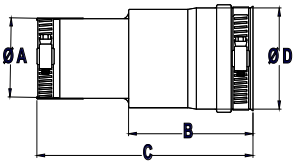
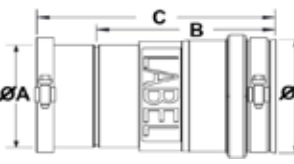
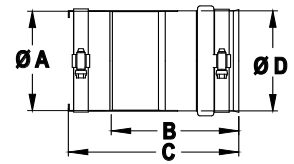
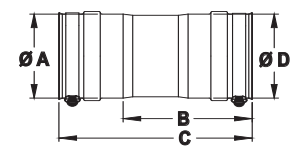
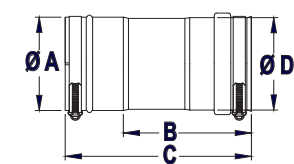
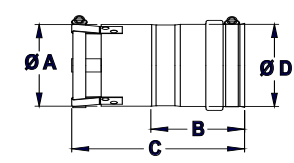
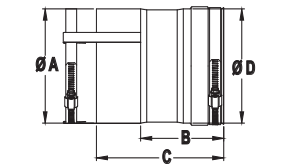
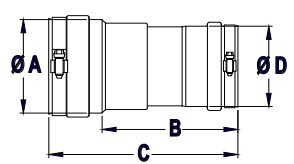
NOTES:

- Information subject to change without notice.
- Consult appliance manufacturer for additional information regarding Z-VENT® approvals of vent and or air for U.S. and or Canada.
- Support vent and air piping within 1ft of appliance adaptors to avoid applying weight to these connections.
- Install carbon monoxide detector and alarms in accordance with local codes.
- Z-VENT®, Z-VentBlu® and NovaVent® are all UL1738 & ULC-S636 listed under UL file MH18505 and all utilizes the appropriate Z-VENT® adaptor.
- Contact Z-Flex® U.S. Inc. at (800) 654-5600 if there is any concerns with suggested adaptor, or if you require any additional information.

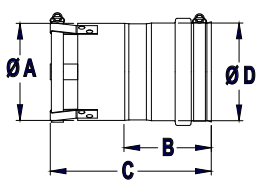
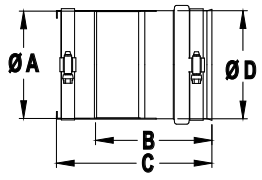
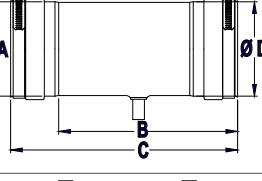
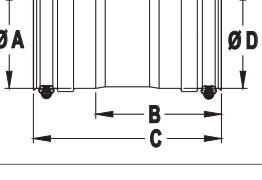
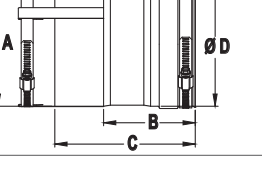
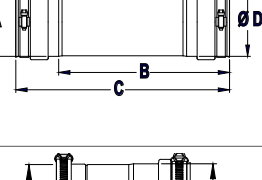
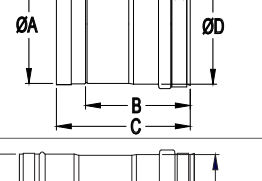
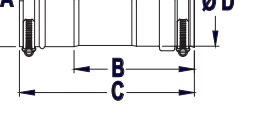
*AL 29-4C is a registered trademark of ATI Properties, Inc..

The information provided within is for informational purposes only. We have made every effort to ensure the accuracy of the provided information and assume no responsibility for any loss or damage due to errors or omissions or to the use or misuse of any information supplied. It is impossible to test all products under all conditions to which they might be subjected in the field. It is therefore the buyer and/or end users' responsibility to test all products under the conditions that duplicate the service conditions prior to installation. All improvements, all specifications are subject to change without prior notice. It is the buyer and/or end users' responsibility to review our complete **Terms and Conditions of Sale** located on our web sites at: www.novaflex.com | www.z-flex.com | www.flexmaster.com.

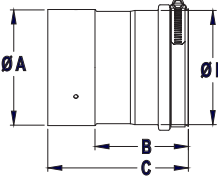
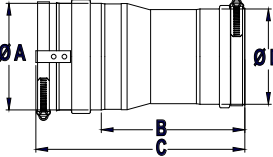
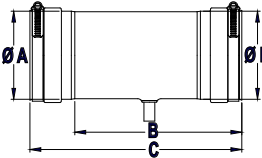
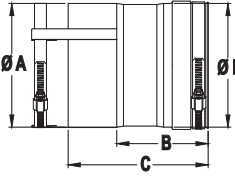
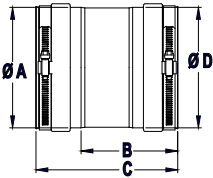
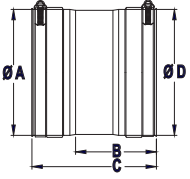
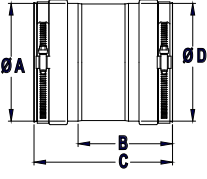
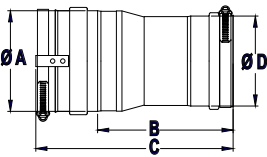
Appliance Adaptors **Z-VENT®**

IMAGE	PART ID	Type	Inlet "A"	"A" I.D. or O.D.	Length Installed "B"	Length "C"	Outlet ID "D" Z-Vent Female
	2SVPA03	Female	2.4	I.D.	4.00	6.25	3
	2SVSA2.75FBS03	Female	2.75	I.D.	4.00	5.25	3
	2SVSADXE3	Female	3	I.D.	3.25	4.25	3
	2SVSNA03.5	Female	3.02	I.D.	3.50	5.50	3
	2SVSAHD03	Female	3.05	I.D.	3.75	5.75	3
	2SVB03	Female	3.06	I.D.	2.75	5.13	3
	2SVWA03	Female	3.15	I.D.	3.75	5.75	3
	2SVCPVCF3	Female	3.52	I.D.	4.75	6.75	3

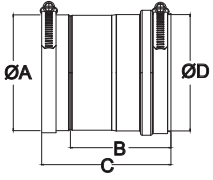
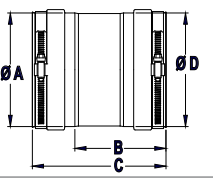
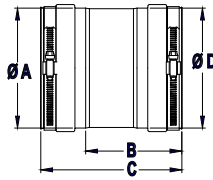
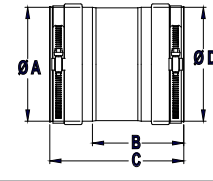
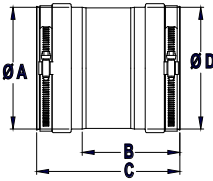
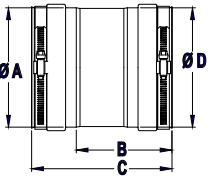
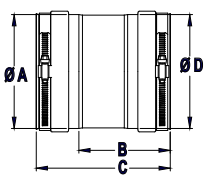
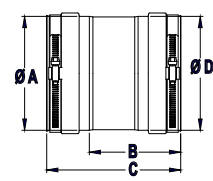
Z-VENT® Appliance Adaptors

IMAGE	PART ID	Type	Inlet "A"	"A" I.D. or O.D.	Length Installed "B"	Length "C"	Outlet ID "D" Z-Vent Female
	2SVB04	Female	3.8	I.D.	3.75	5.68	4
	2SVSADXEB4	Female	4	I.D.	3.25	4.25	4
	2SVBFDPA04	Female	4	I.D.	7.75	9.75	4
	2SVSNA04.5	Female	4.02	I.D.	3.50	5.50	4
	2SVWA04	Female	4.02	I.D.	3.75	5.75	4
	2SVESHA04	Female	4.02	I.D.	16.00	18.00	4
	2SVALUH4	Female	4.03	I.D.	3.63	4.50	4
	2SVSAHDO4	Female	4.05	I.D.	3.75	5.75	4

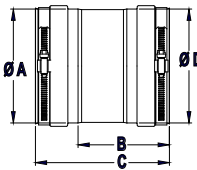
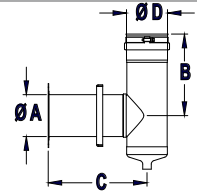
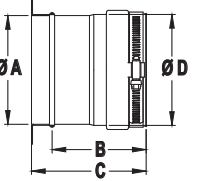
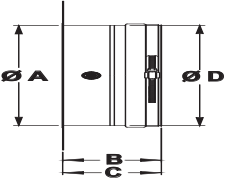
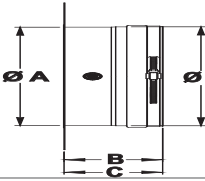
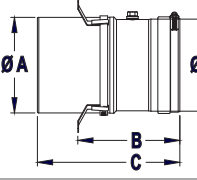
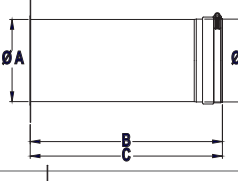
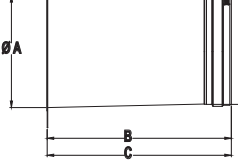
Appliance Adaptors **Z-VENT®**

IMAGE	PART ID	Type	Inlet "A"	"A" I.D. or O.D.	Length Installed "B"	Length "C"	Outlet ID "D" Z-Vent Female
	2SVSASR04	Female	4.1	I.D.	3.33	5.00	4
	2SVSACPVCF4	Female	4.52	I.D.	6.13	8.88	4
	2SVBFDPA05	Female	5	I.D.	7.75	9.75	5
	2SVWA05	Female	5.02	I.D.	3.75	5.75	5
	2SVSA05	Female	5.02	I.D.	4.00	6.00	5
	2SVSAH6	Female	5.95	I.D.	4.00	6.00	6
	2SVSA06	Female	6.02	I.D.	4.00	6.00	6
	2SVSACPVCF6	Female	6.64	I.D.	9.00	11.75	6

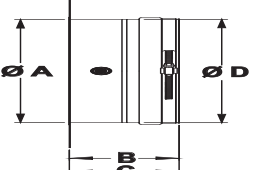
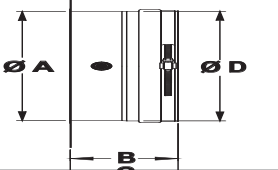
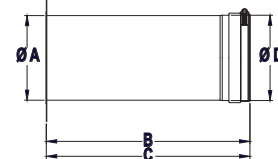
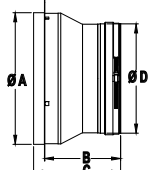
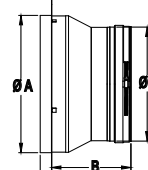
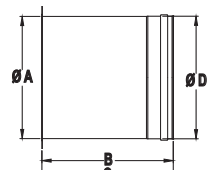
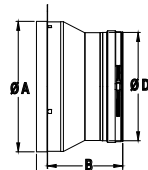
Z-VENT® Appliance Adaptors

IMAGE	PART ID	Type	Inlet "A"	"A" I.D. or O.D.	Length Installed "B"	Length "C"	Outlet ID "D" Z-Vent Female
	2SVSA7.01FBS07	Female	7.01	I.D.	3.50	4.5	7
	2SVSA07	Female	7.02	I.D.	4.00	6.00	7
	2SVSA08	Female	8.02	I.D.	4.00	6.00	8
	2SVSA09	Female	9.02	I.D.	4.00	6.00	9
	2SVSA10	Female	10.02	I.D.	4.00	6.00	10
	2SVSA12	Female	12.02	I.D.	4.00	6.00	12
	2SVSA14	Female	14.02	I.D.	5.00	8.00	14
	2SVSA16	Female	16.02	I.D.	5.00	8.00	16

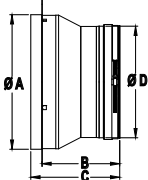
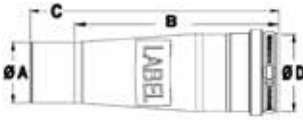
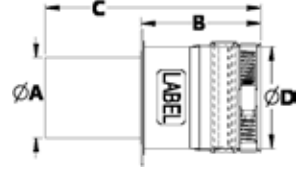
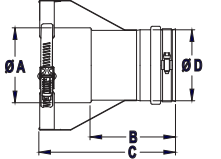
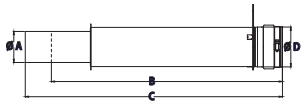
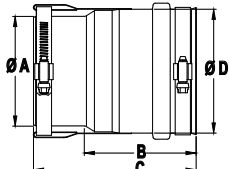
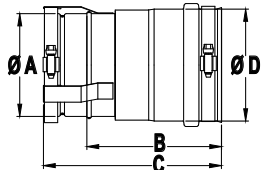
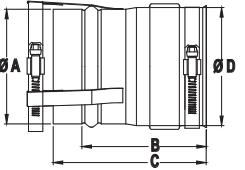
Appliance Adaptors **Z-VENT®**

IMAGE	PART ID	Type	Inlet "A"	"A" I.D. or O.D.	Length Installed "B"	Length "C"	Outlet ID "D" Z-Vent Female
	2SVSA18	Female	18.02	I.D.	5.00	8.00	18
	2SVEVST03	Flange	3	O.D.	6.00	7.35	3
	2SVSZA4	Flange	3.94	I.D.	3.43	4.18	4
	2SVAAMLXEXT4	Flange	4	O.D.	4.00	4.00	4
	2SVAAMLXEXT6	Flange	6	O.D.	4.00	4.00	6
	2ZVARA6A	Flange	6.5	I.D.	7.75	7.75	6
	2SVAERBMK06	Flange	6	O.D.	14.00	14.00	6
	2SVAERBMK08	Flange	8.5	O.D.	14.00	14.00	8

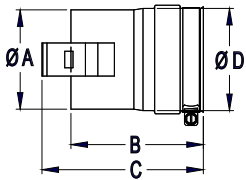
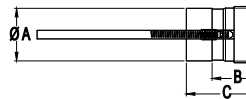
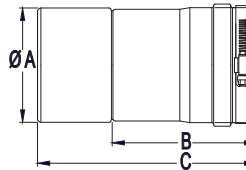
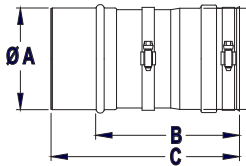
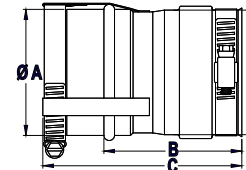
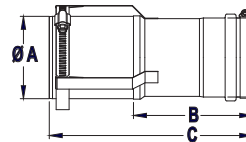
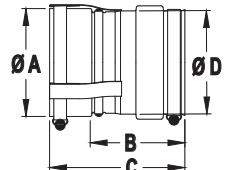
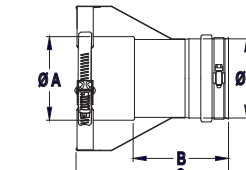
Z-VENT® Appliance Adaptors

IMAGE	PART ID	Type	Inlet "A"	"A" I.D. or O.D.	Length Installed "B"	Length "C"	Outlet ID "D" Z-Vent Female
	2SVAAMLXEXT10	Flange	10	O.D.	4.00	4.00	10
	2SVAAMLXEXT12	Flange	12	O.D.	4.00	4.00	12
	2SVAERBMK12	Flange	12	O.D.	14.00	14.00	12
	2SVSAAMFC10	Flange	12.11	O.D.	7.00	8.00	10
	2SVSAAMFC12	Flange	12.11	O.D.	7.00	8.00	12
	2SVAERBMK14	Flange	14	O.D.	15.00	15.00	14
	2SVSAAMFC14	Flange	16.08	O.D.	6.00	8.00	14

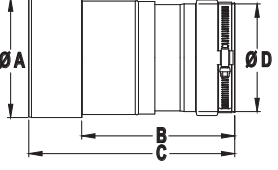
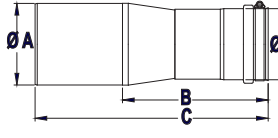
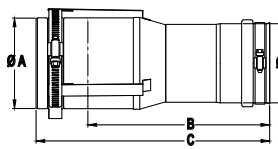
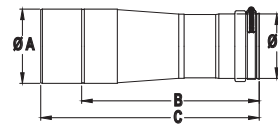
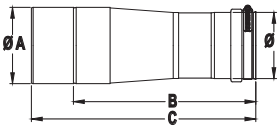
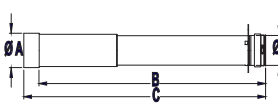
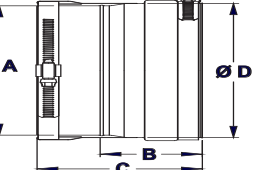
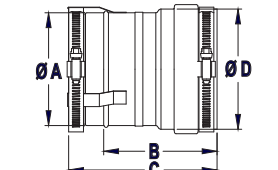
Appliance Adaptors **Z-VENT®**

IMAGE	PART ID	Type	Inlet "A"	"A" I.D. or O.D.	Length Installed "B"	Length "C"	Outlet ID "D" Z-Vent Female
	2SVSAAMFC16	Flange	16.08	O.D.	6.00	8.00	16
	2SVSTTA023	Male	2.37	O.D.	7.75	9.75	3
	2SVSLPVC3	Male	2.375	O.D.	3.54	6.38	3
	2SVSVB23S	Male	2.375	O.D.	8.00	9.75	3
	2SVAKA02	Male	2.38	O.D.	29.68	31.68	3
	2SVAM3	Male	2.7	O.D.	2.75	4.00	3
	2SVSA2.8MBS03	Male	2.8	O.D.	4.13	5.25	3
	2SVSTA03	Male	3	O.D.	3.00	4.00	3

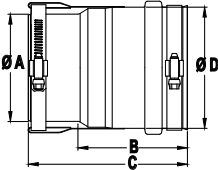
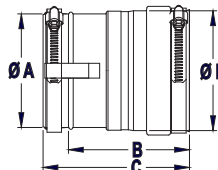
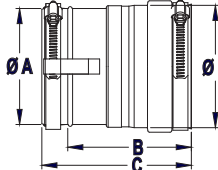
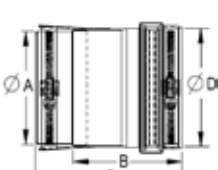
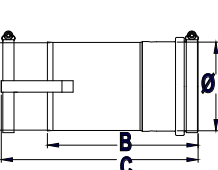
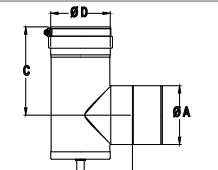
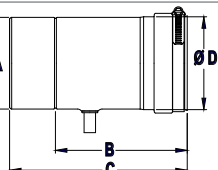
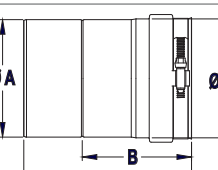
Z-VENT® Appliance Adaptors

IMAGE	PART ID	Type	Inlet "A"	"A" I.D. or O.D.	Length Installed "B"	Length "C"	Outlet ID "D" Z-Vent Female
	2SVSACA03	Male	3	O.D.	4.00	4.88	3
	2SVEWMFA03	Male	3.063	O.D.	2.50	4.00	3
	2SVSVB03	Male	3.07	O.D.	4.00	6.00	3
	2SVSHF03	Male	3.1	O.D.	4.38	5.75	3
	2SVEMGVX03	Male	3.125	O.D.	3.25	4.13	3
	2ZD2ZV3	Male	3.18	O.D.	4.60	7.75	3
	2SVSUBA03	Male	3.188	O.D.	2.80	4.00	3
	2SVSVB03S	Male	3.22	O.D.	3.62	5.62	3

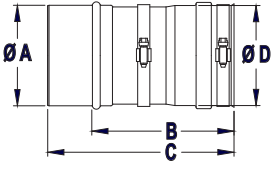
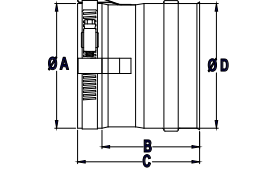
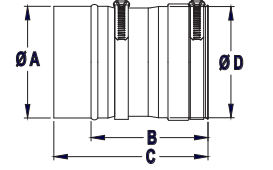
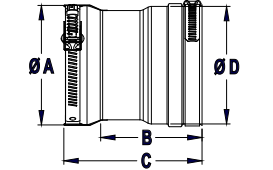
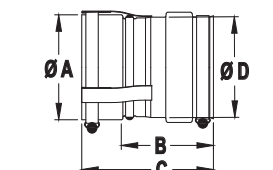
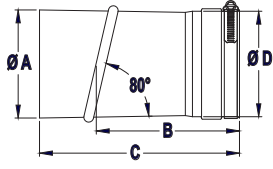
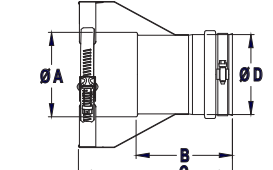
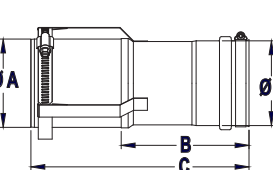
Appliance Adaptors **Z-VENT®**

IMAGE	PART ID	Type	Inlet "A"	"A" I.D. or O.D.	Length Installed "B"	Length "C"	Outlet ID "D" Z-Vent Female
	2SVSLA03	Male	3.5	O.D.	5.75	7.75	3
	2SVSPVC03	Male	3.5	O.D.	6.00	10.00	3
	2SVSACPVC03	Male	3.5	O.D.	7.00	9.00	3
	2SVSTTA03	Male	3.5	O.D.	8.25	10.25	3
	2SVSTTA04	Male	3.5	O.D.	8.25	10.25	4
	2SVAKA03	Male	3.5	O.D.	29.40	31.42	3
	2SVABR4	Male	3.75	O.D.	2.50	4.00	4
	2SVSUHA04	Male	3.8	O.D.	3.75	5.00	4

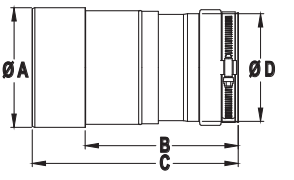
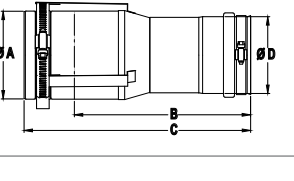
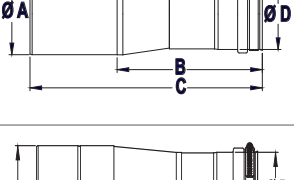
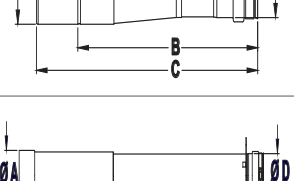
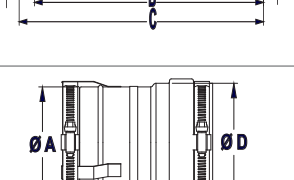
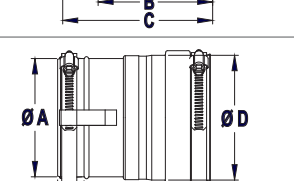
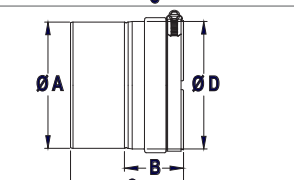

Z-VENT® Appliance Adaptors

IMAGE	PART ID	Type	Inlet "A"	"A" I.D. or O.D.	Length Installed "B"	Length "C"	Outlet ID "D" Z-Vent Female
	2SVAM4	Male	3.72	O.D.	2.75	4.75	4
	2SVSRHA04	Male	3.83	O.D.	4.13	5.00	4
	2SVSRHA43	Male	3.83	O.D.	5.55	6.41	3
	2SVASGPGG04	Male	3.866	O.D.	3.75	5	4
	2SVAS04	Male	3.943	O.D.	6.75	8.75	4
	2SVEVWC04	Male	4	O.D.	3.50	6.00	4
	2SVEVDP04	Male	4	O.D.	5.75	7.75	4
	2SVSAFNS04	Male	4.03	O.D.	3.75	5.75	4

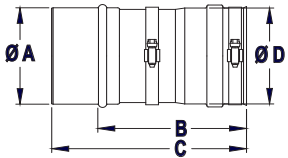
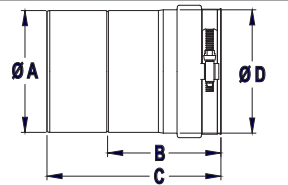
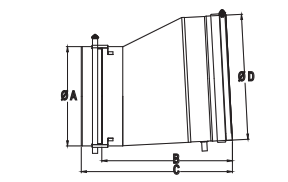
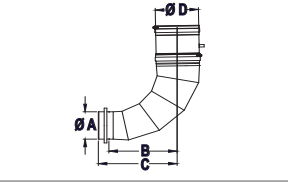
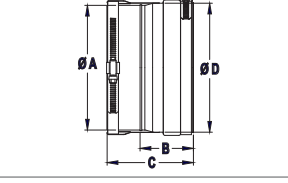
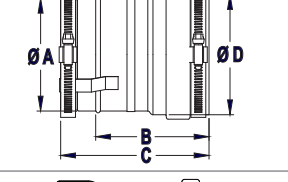
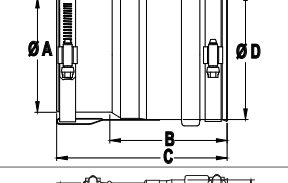
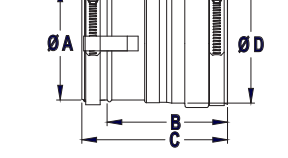
Appliance Adaptors **Z-VENT®**

IMAGE	PART ID	Type	Inlet "A"	"A" I.D. or O.D.	Length Installed "B"	Length "C"	Outlet ID "D" Z-Vent Female
	2SVSHF04	Male	4.05	O.D.	4.38	5.75	4
	2SVMPE04	Male	4.088	O.D.	3.00	4.00	4
	2SVSAF04	Male	4.125	O.D.	4.32	5.69	4
	2SVFX04	Male	4.16	O.D.	3.50	4.75	4
	2SVSUBA04	Male	4.188	O.D.	3.00	4.00	4
	4STPHA04	Male	4.188	O.D.	5.50	7.75	4
	2SVSVB04S	Male	4.35	O.D.	3.62	6.62	4
	2ZD2ZV4	Male	4.36	O.D.	4.60	7.76	4

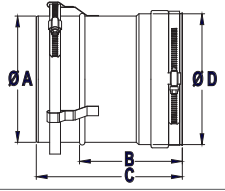
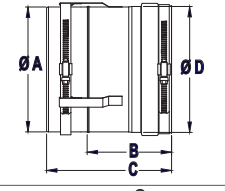
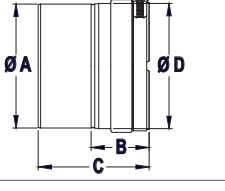
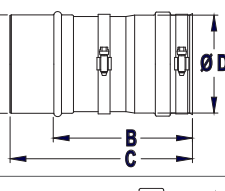
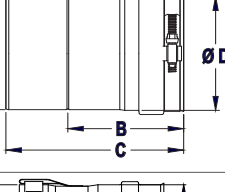
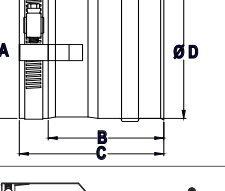
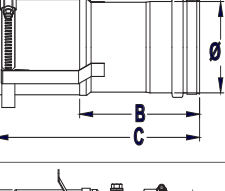
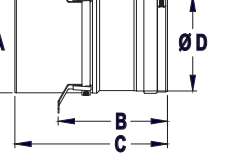
Z-VENT® Appliance Adaptors

IMAGE	PART ID	Type	Inlet "A"	"A" I.D. or O.D.	Length Installed "B"	Length "C"	Outlet ID "D" Z-Vent Female
	2SVSLA04	Male	4.5	O.D.	5.75	7.75	4
	2SVSACPVC4	Male	4.5	O.D.	7.00	9	4
	2SVSPVC04	Male	4.5	O.D.	6.00	10.00	4
	2SVSTTA04.5	Male	4.5	O.D.	8.25	10.25	4
	2SVAKA04	Male	4.5	O.D.	31.63	33.63	4
	2SVSUHA05	Male	4.8	O.D.	3.75	5.00	5
	2SVSRHA05	Male	4.83	O.D.	3.13	4.00	5
	2SVSAVO05	Male	5	O.D.	2.20	4.20	5

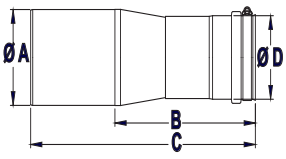
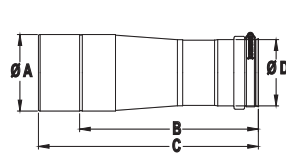
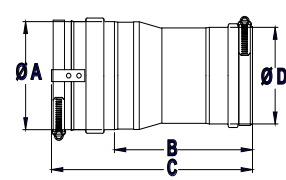
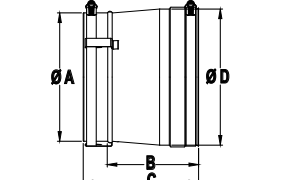
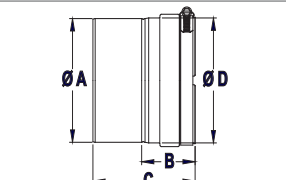
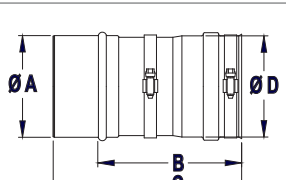
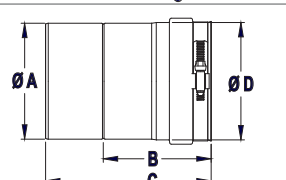
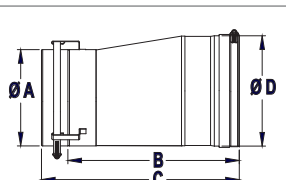
Appliance Adaptors **Z-VENT®**

IMAGE	PART ID	Type	Inlet "A"	"A" I.D. or O.D.	Length Installed "B"	Length "C"	Outlet ID "D" Z-Vent Female
	2SVSHF05	Male	5.02	O.D.	4.38	5.75	5
	2SVSAFNS05	Male	5.03	O.D.	3.75	5.75	5
	2SVSAEDRP8H	Male	5.675	O.D.	12.25	14.25	8
	2SVSAEDRP8	Male	5.675	O.D.	12.60	14.60	8
	2SVABR6	Male	5.75	O.D.	1.50	4.00	6
	2SVSUHA06	Male	5.8	O.D.	3.75	5.00	6
	2SVAM6	Male	5.82	O.D.	2.25	4.00	6
	2SVSRHA06	Male	5.83	O.D.	3.13	4.00	6

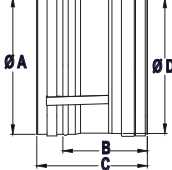
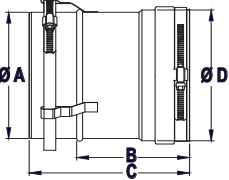
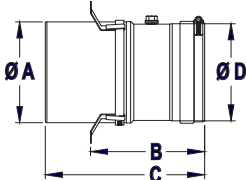
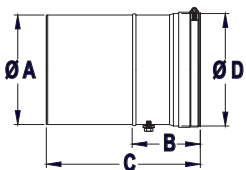
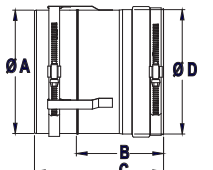
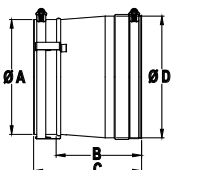
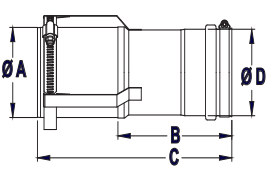
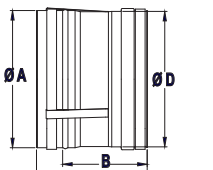
Z-VENT® Appliance Adaptors

IMAGE	PART ID	Type	Inlet "A"	"A" I.D. or O.D.	Length Installed "B"	Length "C"	Outlet ID "D" Z-Vent Female
	2SVSAR6	Male	5.84	O.D.	4.75	6.75	6
	2SVSAEDR6	Male	5.875	O.D.	4.00	6.00	6
	2SVSAVO06	Male	6	O.D.	2.20	4.20	6
	2SVSHF06	Male	6.02	O.D.	4.38	5.75	6
	2SVSAFNS06	Male	6.03	O.D.	3.75	5.75	6
	2SVMPE06	Male	6.088	O.D.	3.00	4.00	6
	2ZD2ZV6	Male	6.28	O.D.	6.12	9.37	6
	2ZVARA6	Male	6.28	O.D.	6.70	9.36	6

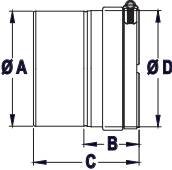
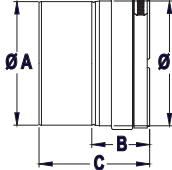
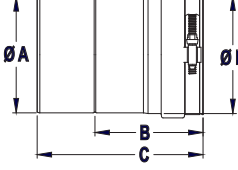
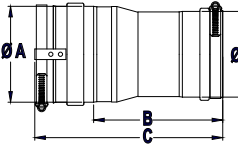
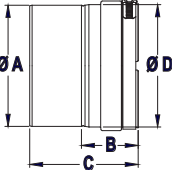
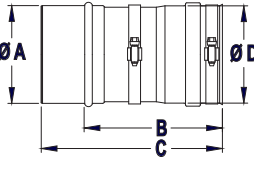
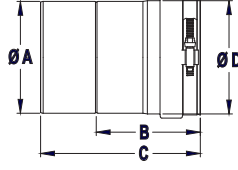
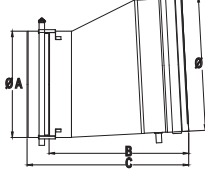
Appliance Adaptors **Z-VENT®**

IMAGE	PART ID	Type	Inlet "A"	"A" I.D. or O.D.	Length Installed "B"	Length "C"	Outlet ID "D" Z-Vent Female
	2SVSPVC06	Male	6.625	O.D.	6.00	10.00	6
	2SVSTTA06	Male	6.625	O.D.	8.25	10.25	6
	2SVSACPVC06	Male	6.63	O.D.	7.00	9.00	6
	2SVSABC07	Male	6.88	O.D.	4.75	6.00	7
	2SVSAVO07	Male	7	O.D.	2.20	4.20	7
	2SVSHF07	Male	7.02	O.D.	4.38	5.75	7
	2SVSAFNS07	Male	7.03	O.D.	3.75	5.75	7
	2SVSASBC08	Male	7.06	O.D.	12.00	14.00	8

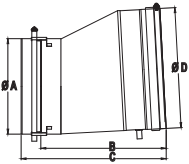
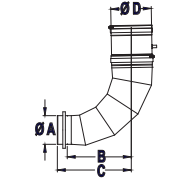
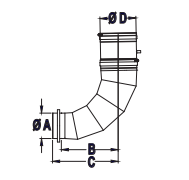
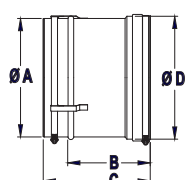
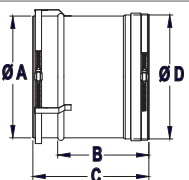
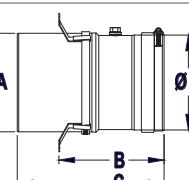
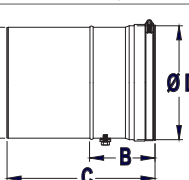
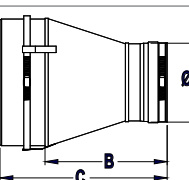
Z-VENT® Appliance Adaptors

IMAGE	PART ID	Type	Inlet "A"	"A" I.D. or O.D.	Length Installed "B"	Length "C"	Outlet ID "D" Z-Vent Female
	2SVSBA07	Male	7.2	O.D.	4.25	5.75	7
	2SVSAR8	Male	7.84	O.D.	4.75	6.75	8
	2ZVARA8	Male	7.86	O.D.	7.00	11.75	8
	2SVSAVCM8	Male	7.874	O.D.	4.50	10.50	8
	2SVSAEDR8	Male	7.875	O.D.	4.00	6.00	8
	2SVSABC08	Male	7.88	O.D.	4.75	6.00	8
	2ZD2ZV8	Male	7.88	O.D.	7.37	11.75	8
	2SVSBA08	Male	7.99	O.D.	4.25	5.75	8

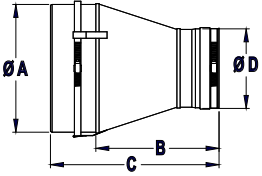
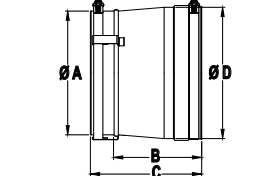
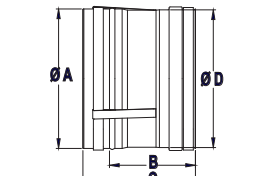
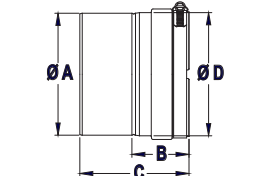
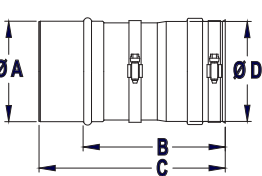
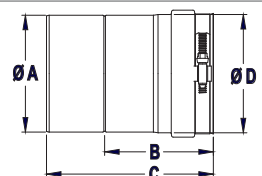
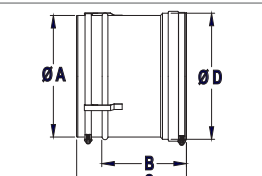
Appliance Adaptors **Z-VENT®**

IMAGE	PART ID	Type	Inlet "A"	"A" I.D. or O.D.	Length Installed "B"	Length "C"	Outlet ID "D" Z-Vent Female
	2SVSAVO08	Male	8	O.D.	2.20	4.20	8
	2SVSHF08	Male	8.02	O.D.	4.38	5.75	8
	2SVSAFNS08	Male	8.03	O.D.	3.75	5.75	8
	2SVSACPVC8	Male	8.625	O.D.	7.00	9	8
	2SVSAVO09	Male	9	O.D.	2.20	4.20	9
	2SVSHF09	Male	9.02	O.D.	4.38	5.75	9
	2SVSAFNS09	Male	9.03	O.D.	3.75	5.75	9
	2SVSAEDRP12H	Male	9.57	O.D.	12.25	14.25	12

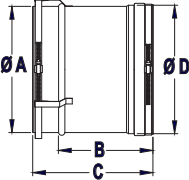
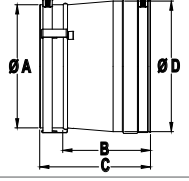
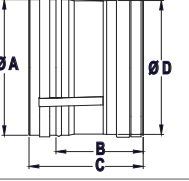
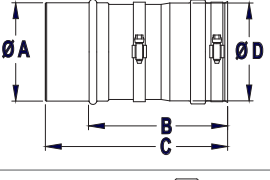
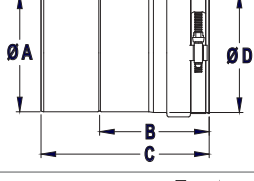
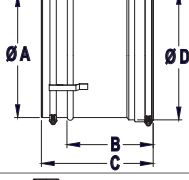
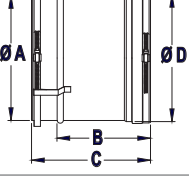
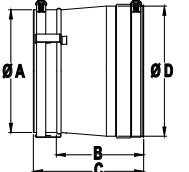
Z-VENT® Appliance Adaptors

IMAGE	PART ID	Type	Inlet "A"	"A" I.D. or O.D.	Length Installed "B"	Length "C"	Outlet ID "D" Z-Vent Female
	2SVSAEDRP14H	Male	9.57	O.D.	13.25	15.25	14
	2SVSAEDRP12	Male	9.57	O.D.	15.89	17.77	12
	2SVSAEDRP14	Male	9.57	O.D.	18.78	20.65	14
	2SVSAFV10	Male	9.69	O.D.	6.75	8.75	10
	2ZVARRTC10	Male	9.78	O.D.	7.38	9.38	10
	2ZVARA10	Male	9.825	O.D.	7.87	11.75	10
	2SVSAVCM10	Male	9.843	O.D.	4.50	10.50	10
	2SVESFA1006	Male	9.85	O.D.	9.50	13.00	6

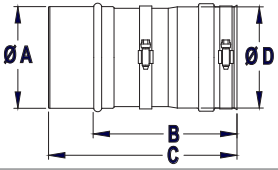
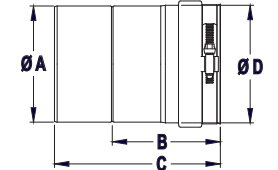
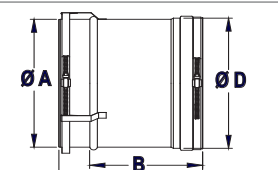
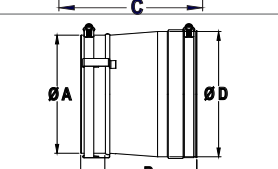
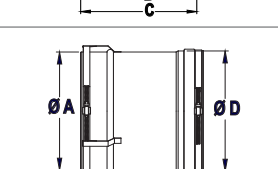
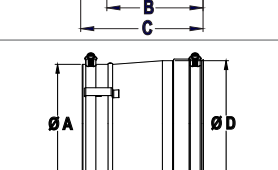
Appliance Adaptors **Z-VENT®**

IMAGE	PART ID	Type	Inlet "A"	"A" I.D. or O.D.	Length Installed "B"	Length "C"	Outlet ID "D" Z-Vent Female
	2SVESFA1008	Male	9.85	O.D.	9.50	13.00	8
	2SVSABC10	Male	9.88	O.D.	4.75	6.00	10
	2SVSBA10	Male	9.93	O.D.	4.25	5.75	10
	2SVSAVO10	Male	10	O.D.	2.20	4.20	10
	2SVSHF10	Male	10.02	O.D.	4.38	5.75	10
	2SVSAFNS10	Male	10.03	O.D.	3.75	5.75	10
	2SVSAFV12	Male	11.675	O.D.	6.75	8.75	12

Z-VENT® Appliance Adaptors

IMAGE	PART ID	Type	Inlet "A"	"A" I.D. or O.D.	Length Installed "B"	Length "C"	Outlet ID "D" Z-Vent Female
	2ZVARRTC12	Male	11.78	O.D.	7.38	9.38	12
	2SVSABC12	Male	11.88	O.D.	4.75	6.00	12
	2SVSBA12	Male	11.93	O.D.	4.25	5.75	12
	2SVSHF12	Male	12.02	O.D.	4.38	5.75	12
	2SVSAFNS12	Male	12.03	O.D.	3.75	5.75	12
	2SVSAFV14	Male	13.6	O.D.	6.75	8.75	14
	2ZVARRTC14	Male	13.75	O.D.	8.38	10.38	14
	2SVSABC14	Male	13.88	O.D.	5.75	7.00	14

Appliance Adaptors **Z-VENT®**

IMAGE	PART ID	Type	Inlet "A"	"A" I.D. or O.D.	Length Installed "B"	Length "C"	Outlet ID "D" Z-Vent Female
	2SVSHF14	Male	14.02	O.D.	4.38	5.75	14
	2SVSAFNS14	Male	14.03	O.D.	4.75	7.75	14
	2ZVARRTC16	Male	15.72	O.D.	8.38	10.38	16
	2SVSABC16	Male	15.88	O.D.	5.75	7.00	16
	2ZVARRTC18	Male	17.69	O.D.	8.38	10.38	18
	2SVSABC18	Male	17.88	O.D.	5.75	7.00	18

Z-VENT® Enervex Adaptors

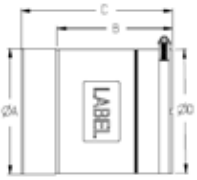
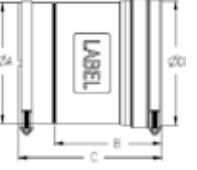
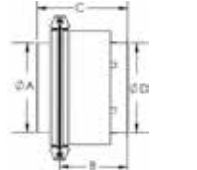
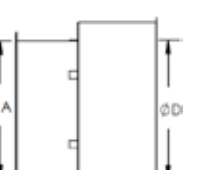
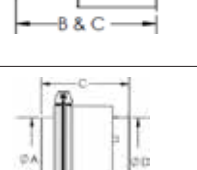
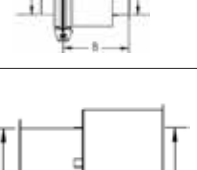
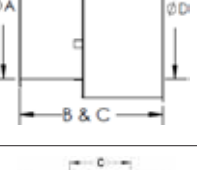
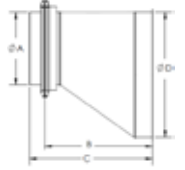
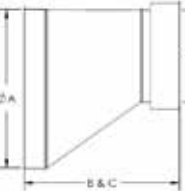
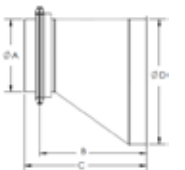
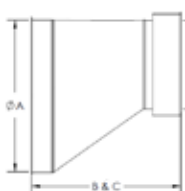
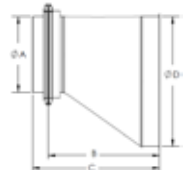
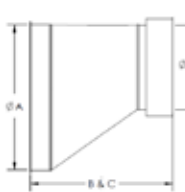
IMAGE	PART ID	Type	Inlet "A"	"A" I.D. or O.D.	Length Installed "B"	Length "C"	Outlet ID "D" Z-Vent Female	Enervex Model
	2SVSADMM6	Male	6 Z-Vent	O.D.	5.5	7.25	5.89 Band & Sealant	ADM 6 Inlet
	2SVSADMF6	Female	5.89 Band & Sealant	I.D.	5.25	7	6	ADM 6 Outlet
	2SVAEMDF8MF	Male	8 ZV-Clamp	O.D.	6	8	7.87 I.D. x 8.82 O.D. SW Flange & Sealant	MDF 8 Inlet
	2SVAEMDF8FF	Flange	7.87 I.D. x 8.82 O.D. SW Flange & Sealant		8	8	8 Female ZV-Clamp	MDF 8 Outlet
	2SVAEMDF14MF	Male	14 ZV-Clamp	O.D.	6	9	13.78 I.D. x 14.72 O.D. SW Flange & Sealant	MDF 14 Inlet
	2SVAEMDF14FF	Flange	13.78 I.D. x 14.72 O.D. SW Flange & Sealant		9	9	14 Female ZV-Clamp	MDF 14 Outlet
	2SVSA14M14FBS	Male	14.00	O.D.	0	7.00	14 Band & Sealant	SCA-14 for use with RSV

IMAGE	PART ID	Type	Inlet "A"	"A" I.D. or O.D.	Length Installed "B"	Length "C"	Outlet ID "D" Z-Vent Female	Energex Model
	2SVAETDF0816	Male	8 ZV-Clamp	O.D.	17.4	19	16 I.D. x 17 O.D. SW Flange & Sealant	TDF 250 Inlet
	2SVAETDF1608	Flange	16 I.D. x 17 O.D. SW Flange & Sealant		19	19	8 Female ZV-Clamp	TDF 250 Outlet
	2SVAETDF1420	Male	14 ZV-Clamp	O.D.	16.9	19.9	20 I.D. x 21 O.D. SW Flange & Sealant	TDF 300 Inlet
	2SVAETDF2014	Flange	20 I.D. x 21 O.D. SW Flange & Sealant		19.9	19.9	14 Female ZV-Clamp	TDF 300 Outlet
	2SVAETDF1424	Male	14 ZV-Clamp	O.D.	20.9	23.9	24 I.D. x 25 O.D. SW Flange & Sealant	TDF 400 Inlet
	2SVAETDF2414	Flange	24 I.D. x 25 O.D. SW Flange & Sealant		23.9	23.9	14 Female ZV-Clamp	TDF 400 Outlet



20 Commerce Park North
Bedford, New Hampshire 03110-6911
tel: 603.669.5136 fax: 603.669.0309

452 Attwell Drive
Etobicoke, ON M9W 5C3
tel: 416.679.0045 fax: 416.679.0051

www.z-flex.com email sales@z-flex.com